

ANNEXURE – A TO BOARDS' REPORT
Form No. MGT-9

EXTRACT OF ANNUAL RETURN
As on the financial year ended on 31 March 2020

*[Pursuant to Section 92(3) of the Companies Act, 2013 and rule 12(1) of the Companies
(Management and Administration) Rules, 2014]*

I. REGISTRATION AND OTHER DETAILS

i)	CIN	U74999MH2015PLC271288
ii)	Registration date	23/12/2015
iii)	Name of the Company	BEACON TRUSTEESHIP LIMITED
iv)	Category/Sub category of the Company	Company limited by Shares/Non-govt company
v)	Address of the Registered office and contact details	4C & D Siddhivinayak Chambers, Gandhi Nagar, Opp MIG Cricket Club, Bandra (East) Mumbai 400051
vi)	Whether listed company	No
vii)	Name, Address and Contact details of Registrar and Transfer Agent, if any	Not Applicable

II. PRINCIPAL BUSINESS ACTIVITIES OF THE COMPANY

All the business activities contributing 10% or more of the total turnover of the Company are as stated below:-

Sl. No.	Name and Description of main products/services	NIC Code of the product / service	% to total turnover of the Company
1	Other Financial Services except insurance and pension funding activities	64990	100%

III. PARTICULARS OF HOLDING, SUBSIDIARY AND ASSOCIATE COMPANIES

Sl. No.	Name and Address of the Company	CIN/GLN	Holding/ Subsidiary/ Associate	% of shares held
1	Prasana Analytics Private Limited	U74999MH2015PTC261134	Holding company	67.66%
2	Beacon Payroll & Benefits Private Limited	U93090MH2018PTC311929	Associate Company	49.00%



IV. SHARE HOLDING PATTERN (Equity Share Capital Breakup As Percentage Of Total Equity)

i) Category-wise Shareholding:

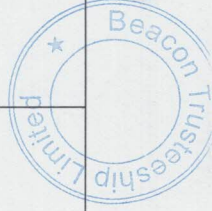
Sl. No.	Category of Shareholders	Number of shares held as at 1 April 2019			Number of shares held as at 31 March 2020			% change during the year	
		Demat	Physical	Total	% of total shares	Demat	Physical		Total
(A)	Promoters								
(1)	Indian								
a)	Individual / HUF	45,550	40	45,590	17.385	45,392	40	45,432	17.325
b)	Central Government	-				-			-
c)	State Government(s)	-				-			-
d)	Bodies Corporate	1,77,910	-	1,77,910	67.839	1,77,450	-	1,77,450	67.664
e)	Banks / Financial Institutions	-				-			-
f)	Any Other	-				-			-
	Sub-Total (A)(1)	2,23,460	40	2,23,500	85.224	2,22,842	40	2,22,882	84.989
(2)	Foreign	-	-	-	-	-	-	-	-
a)	NRIs – Individuals	-	-	-	-	-	-	-	-
b)	Other – Individuals	-	-	-	-	-	-	-	-
c)	Bodies Corporate	-	-	-	-	-	-	-	-
d)	Banks / Financial Institutions	-	-	-	-	-	-	-	-
e)	Any Other	-	-	-	-	-	-	-	-
	Sub-Total (A)(2)	-	-	-	-	-	-	-	-
	Total Shareholding of Promoters	2,23,460	40	2,23,500	85.224	2,22,842	40	2,22,882	84.989
	(A) = (A)(1)+(A)(2)								-0.235



Navandhar



Sl. No.	Category of Shareholders	Number of shares held as at 1 April 2019				Number of shares held as at 31 March 2020				% change during the year
		Demat	Physical	Total	% of total shares	Demat	Physical	Total	% of total shares	
(B)	Public shareholding									
(1)	Institutions									
a)	Mutual Funds	-	-	-	-	-	-	-	-	-
b)	Banks / Financial Institutions	-	-	-	-	-	-	-	-	-
c)	Central Government	-	-	-	-	-	-	-	-	-
d)	State Government(s)	-	-	-	-	-	-	-	-	-
e)	Venture Capital Funds	-	-	-	-	-	-	-	-	-
f)	Insurance Companies	-	-	-	-	-	-	-	-	-
g)	Foreign Institutional Investors (FII)	-	-	-	-	-	-	-	-	-
h)	Foreign Venture Capital Funds	-	-	-	-	-	-	-	-	-
i)	Others (specify)	-	-	-	-	-	-	-	-	-
	Sub-Total (B)(1)	-	-	-	-	-	-	-	-	-
(2)	Non – Institutions									
(a)	Bodies Corporate									
	i) Indian	-	-	-	-	-	-	-	-	-
	ii) Overseas	-	-	-	-	-	-	-	-	-
(b)	Individuals									
i	Individual shareholders holding nominal share capital upto Rs. 1 lakh	-	-	-	-	618	-	618	0.235	0.235



Shanandhar

[Signature]




ii	Individual shareholders holding nominal share capital in excess of Rs. 1lakh	-	38,750	38,750	14.78	-	38,750	38,750	14.78	
c)	Others (Specify)	-	-	-	-	-	-	-	-	-
	Sub-Total (B)(2)		38,750	38,750	14.78	618	38,750	39,368	15.015	0.235
	Total Public Shareholding (B)=(B)(1)+(B)(2)		38,750	38,750	14.78	618	38,750	39,368	15.015	0.235
(C)	Shares held by Custodians for GDRs and ADRs	-	-	-	-	-	-	-	-	-
	Grand Total (A+B+C)	2,23,460	38,790	2,62,250	100	2,23,460	38,790	2,62,250	100	-

ii) Shareholding of Promoters :

Sl. No.	Shareholder's Name	Shareholders as at 1 April 2019			Shareholders as at 31 March 2020			% change in share holding during the year
		No. of shares	% of total shares of the Company	% of Shares Pledged / encumbered to total shares	No. of shares	% of total shares of the Company	% of Shares Pledged / encumbered to total shares	
1	Mr. Vitthal Nawandhar	45,540	17.365	-	45,382	17.305	-	0.06
2	Mrs. Komal Nawandhar	10	0.004	-	10	0.004	-	-
3	Mr. Alok H. Goyal	10	0.004	-	10	0.004	-	-
4	M/S. Prasana Analytics Pvt Ltd	1,77,910	67.84	7.37%	1,77,450	67.664	7.39%	0.176
5	Mr. Pratapsingh Nathani	10	0.004	-	10	0.004	-	-
6	Ms. Simrankaur Nathani	10	0.004	-	10	0.004	-	-
7	Ms. Taruna Ajwani	10	0.004	-	10	0.004	-	-
	TOTAL	2,23,500	85.225	-	2,22,882	84.989	-	0.236

Nawandhar



iii) Change in Promoters' Shareholding:

Sl. No.		Shareholding at the beginning of the year		Cumulative shareholding during the year	
		No. of shares	% of total shares of the company	No. of shares	% of total shares of the company
1.	M/S. Prasana Analytics Private Limited				
	At the beginning of the year	1,77,910	67.839%	1,77,910	67.839%
	Decreased due to transfer of Shares on 31st May 2019	460	0.175%	1,77,450	67.664%
	At the end of the year	1,77,450	67.664%	1,77,450	67.664%
2.	Mr. Vitthal Nawandhar				
	At the beginning of the year	45,540	17.365%	45,540	17.365%
	Decreased due to transfer of Shares on 31 st May 2019	158	0.06%	45,382	17.305%
	At the end of the year	45,382	17.305%	45,382	17.305%

iv) Shareholding pattern of top ten Shareholders (other than Directors, Promoters and holders of GDRs and ADRs)

Sl. No.		Shareholding at the beginning of the year		Cumulative shareholding during the year	
		No. of shares	% of total shares of the company	No. of shares	% of total shares of the company
1.	Mr. Desh Raj Dogra				
	At the beginning of the year	38,750	14.776%	38,750	14.776%
	Date wise Increase / Decrease in Promoters Share holding during the year specifying the reasons for increase / decrease	NO CHANGE DURING THE YEAR			



Nawandhar



	At the end of the year	38,750	14.776%	38,750	14.776%
--	------------------------	--------	---------	--------	---------

v) Shareholding of Directors and Key Managerial Personnel:

Sr. No	For each directors and KMP	Shareholding at the beginning of the Year		Cumulative Shareholding during the year	
		No. of Shares	% of total of Company	No. of Shares	% of total of Company
1.	Mr. Pratapsingh Nathani, Chairman p& Managing Director				
	At the beginning of the year	10	0.004	10	0.004
	Date wise increase/decrease in shareholding during the year specifying reasons for increase/decrease	NO CHANGE DURING THE YEAR			
	At the end of the Year	10	0.004	10	0.004
2.	Mr. Vitthal Nawandhar, Director				
	At the beginning of the year	45,540	17.365	45,540	17.365
	Decreased due to transfer of Shares on 31 st May 2019	158	0.06%	45,382	17.305%
	At the end of the Year	45,382	17.305%	45,382	17.305%
3.	Ms. Vaishali Urkude, Wholetime Director (Resigned w e f 19th February 2020)				
	At the beginning of the year	-	-	-	-
	Increased due to transfer of Shares on 31 st May 2019	460	0.175%	460	0.175%
	At the end of the Year	460	0.175%	460	0.175%



Nawandhar

[Signature]



V. INDEBTEDNESS:

Indebtedness of the Company including interest outstanding/accrued but not due for payment

	Secured Loans excluding deposits	Unsecured Loans	Deposits	Total Indebtedness
Indebtedness at the beginning of the financial year				
i) Principal Amount	-	-	-	-
ii) Interest due but not paid	-	-	-	-
iii) Interest accrued but not due	-	-	-	-
Total (i+ii+iii)	-	-	-	-
Change in Indebtedness during the financial year		-	-	-
• Addition	-	-	-	-
• Reduction	-	-	-	-
Net Change	-	-	-	-
Indebtedness at the end of the financial year				
i) Principal Amount	-	-	-	-
ii) Interest due but not paid	-	-	-	-
iii) Interest accrued but not due	-	-	-	-
Total (i+ii+iii)	-	-	-	-

VI.



Manandhar



REMUNERATION OF DIRECTORS AND KEY MANAGERIAL PERSONNEL:

A. Remuneration to Managing Director, Whole-time Directors and/or Manager:

Sl. No	Particulars of Remuneration	Mr. Ashok Kumar Motwani, Chairman and Managing Director (till 31/10/2019)	Mr. Pratapsingh Nathani, Director (till 31/10/2019)	Mr. Ashok Kumar Motwani, Director (w e f 01/11/2019)	Mr. Pratapsingh Nathani, Chairman and Managing Director (w e f 01/11/2019)	Mr. Vitthal Nawandhar, Director	Ms. Vaishali Urkude, Whole-time Director (till 19/02/2020)	Total Amount
1	Gross salary							
	(a) Salary as per provisions contained in section 17(1) of the Income-tax Act, 1961	1400000	1750000	688892	1250000	3150000	2646842	10885734
	(b) Value of perquisites u/s 17(2) Income-tax Act, 1961	-	-			-		-
	(c) Profits in lieu of salary under section 17(3) Income-tax Act, 1961	-	-			-		-
2	Stock Option	-	-			-		-
3	Sweat Equity	-	-			-		-
4	Commission - as % of profit - others, Specify	-	-					-
5	Others, please specify (Incentive)					285714		285714
	Total (A)	1400000	1750000	688892	1250000	3435714	2646842	11171448



Nawandhar



B. Remuneration to Other Directors:

Sl. No	Particulars of Remuneration	Name of Director	Total Amount
		Mr. Satishchandra Kalani	
1	3.) Independent Directors i.) Fee for attending board meeting ii.) Commission iii.) Others, please specify	140,000	1,40,000
	Total (1)	1,40,000	1,40,000
	4.) Other Non-Executive Directors i.) Fee for attending board committee meeting ii.) Commission iii.) Others, please specify		
	Total (2)		
	Total B = 1 + 2	1,40,000	1,40,000

C. Remuneration to Key Managerial Personnel other than MD/Manager/ WTD

Sl. No	Particulars of Remuneration	Ms. Jayshree Kakani, Company Secretary (till 31/10/2019)	Ms. Ankita Ladha, Company Secretary (w e f 01/11/2019)
1	Gross salary		
	(a) Salary as per provisions contained in section 17(1) of the Income-tax Act, 1961	3,79,169	2,55,000
	(b) Value of perquisites u/s 17(2) Income-tax Act, 1961		
	(c) Profits in lieu of salary under section 17(3) Income-tax Act, 1961		
2	Stock Option		
3	Sweat Equity		
4	Commission - as % of profit - Others, specify		
5	Others		
	Total	3,79,169	2,55,000

VII.



Manandhar



PENALTIES / PUNISHMENT / COMPOUNDING OF OFFENCES:


TYPE	SECTION OF COMPANIES ACT	BRIEF DESCRIPTION	DETAILS OF PENALTY/PUNISHMENT COMPOUNDING FEE IMPOSED	AUTHORITY [RD/NCLT/COURT]	APPEAL MADE IF ANY (GIVE DETAILS)
A. COMPANY					
Penalty	-	-	-	-	-
Punishment	-	-	-	-	-
Compounding	-	-	-	-	-
B. DIRECTORS					
Penalty	-	-	-	-	-
Punishment	-	-	-	-	-
Compounding	-	-	-	-	-
C. OTHER OFFICERS IN DEFAULT					
Penalty	-	-	-	-	-
Punishment	-	-	-	-	-
Compounding	-	-	-	-	-


Mumbai, 1st day of September, 2020

Registered Office:

4 C & D, Siddhivinayak Chambers, Opp. MIG Club, Bandra East, Mumbai 400051.

For an on behalf of Board of Directors of Beacon Trusteeship Limited


Pratapsingh Nathani
Chairman & Managing Director
DIN: 07224752


Vitthal Nawandhar
Director
DIN: 07328750

